



“

”

”

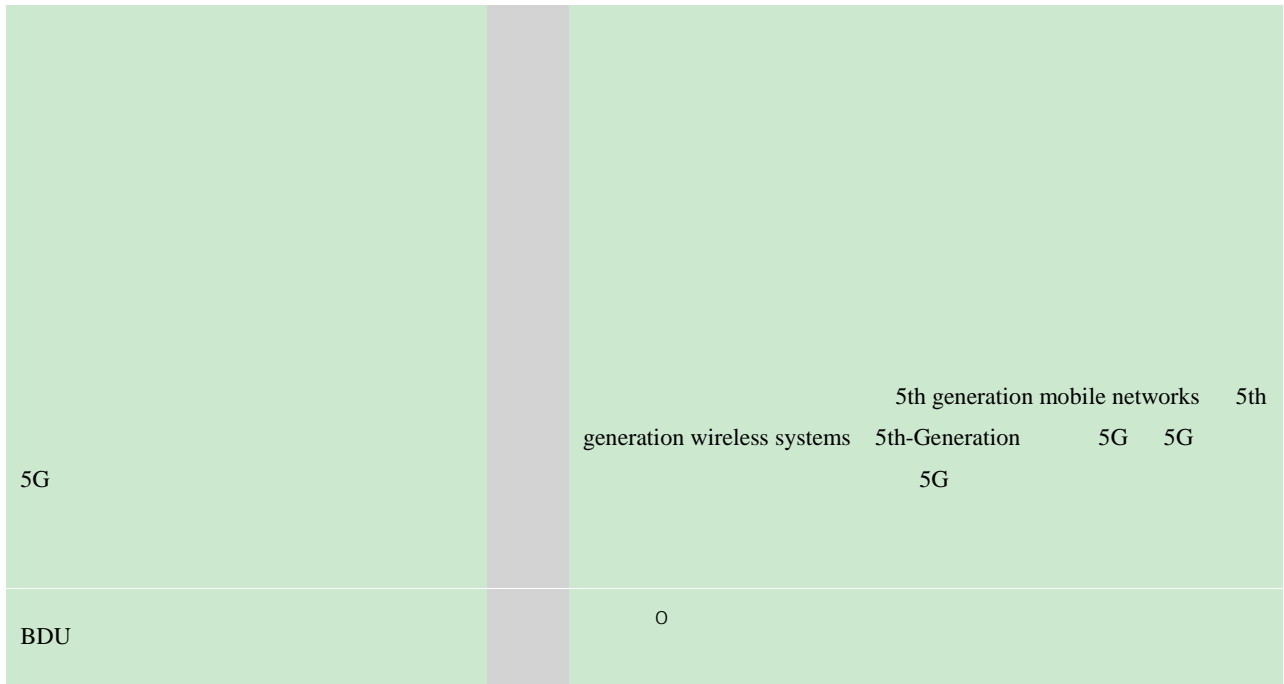
”

2020

HELLA	" "	1899		
	40	100		
BOSCH	" "	1886		
		2019	500	77
TECHNICOLOR	" "	1893		
SHARP	" "	1912		
		2016		
SONY	" "	1947		
		2019	500	116
PANASONIC	" "	1918		
		2019	500	131
KONICA MINOLTA	" "	1936		
	OA			
JABIL	" "	1966		
	" COMPAL ELECTRONICS"		1984	
			2019	500
	390			
	" KINPO"	1973		
SAGEMCOM	" "			
ARRIS	" "			
		2019	COMMSCOPE	
COMMSCOPE	" "	1976		Hickory
	2016	" ARRIS",		
PEGATRON	" "			
	2019	500	259	
				()
		0.02		0.05



2020



2020





2020

	13,848.42	
	982,110.21	
	265,411.12	
	341,182.64	
	-154,123.17	
	175,867.82	
	1,272,561.40	--

1 --

1 --

1 --

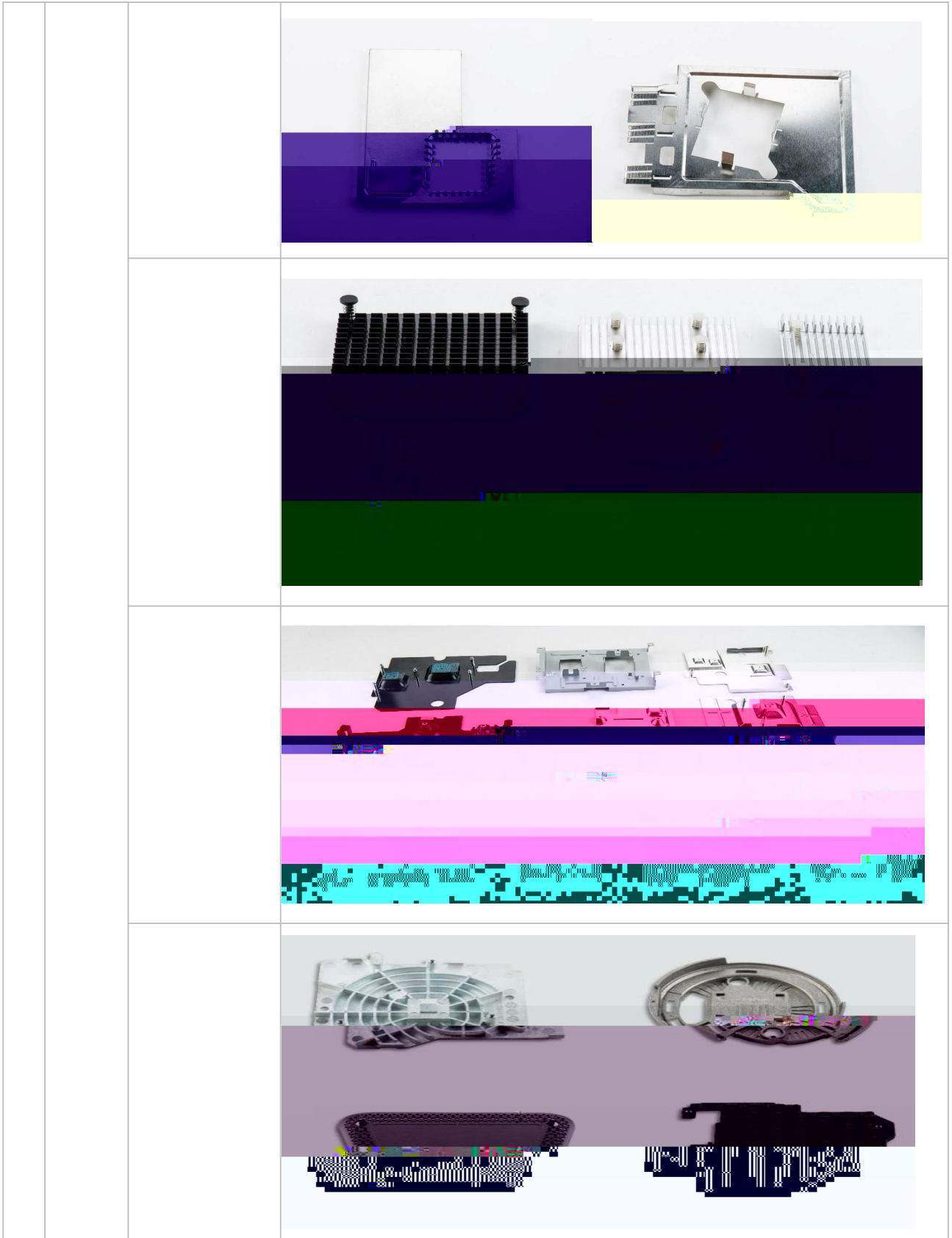
5

10

48

1

1			
			
		RF-TUNER	



2020

2020

5G

WFI

VR, AR,

"

"

2018

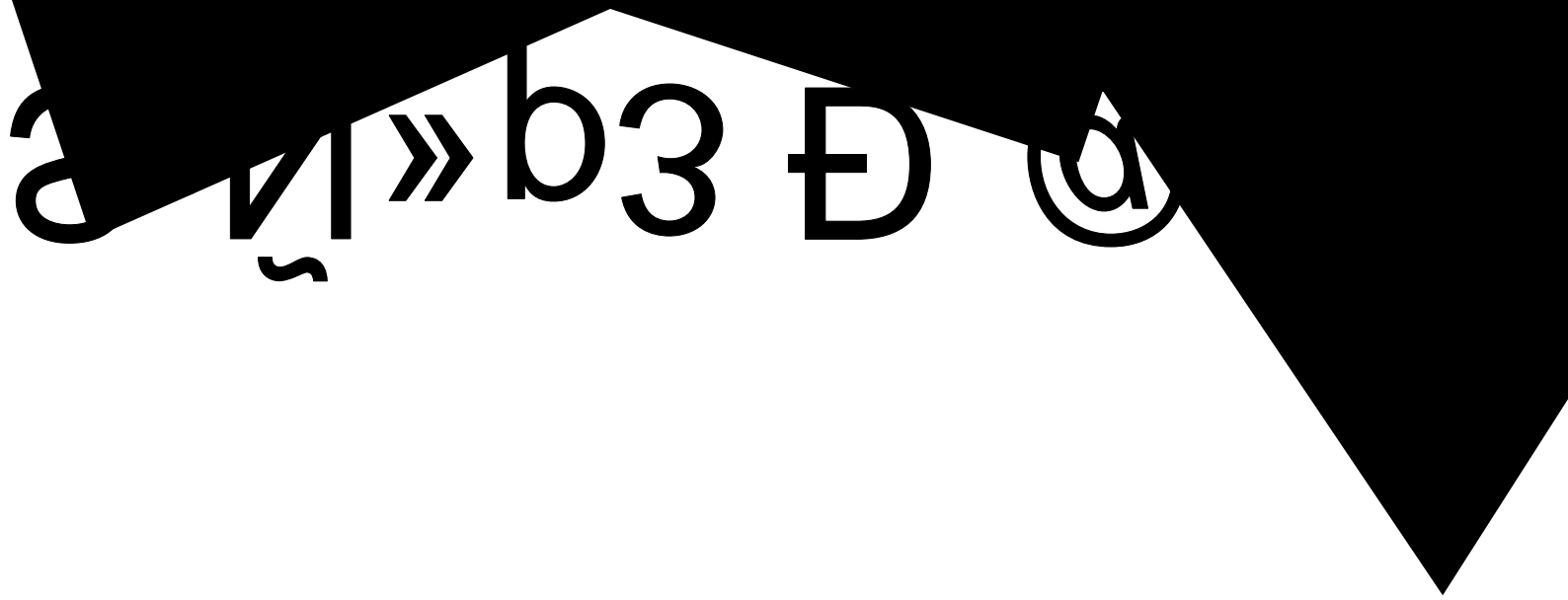
2020 [REDACTED]

	1,168,320.65	3,547,564.64	203.65%	
	1,846,727.74	4,141,315.75	124.25%	
	12,276,652.41	19,732,912.75	60.74%	
	347,617.55	0	100.00%	2020
[REDACTED]	52,438,018.32	29,630,314.15	43.49%	"
	- "	2020	2019	
[REDACTED]	3,099,342.47	5,599,629.65	80.67%	
		0		
	0	120,845.66	2020	
	[REDACTED]	[REDACTED]	[REDACTED]	[REDACTED]
	[REDACTED]	4,895,025.96	188.02%	

[REDACTED]	[REDACTED]	[REDACTED]	[REDACTED]	[REDACTED]
0	0			

e

o



2020

2020	2016 -2019	n	17, 470. 80	43. 75%
7	3, 532. 80			
	16. 97% 2020 1-6		0. 49	
	2018			

m'

2020

2020

3.2%	GDP	1.6%	GDP	6.8%	GDP
				5G	

BATAM

2020	2019 5 24	2020 2 18
	BATAM	BATAM
	2020 2 11	

"

"

OA TV TUNER

24.74%

2020

5G

CPE

WFI

AR/VR

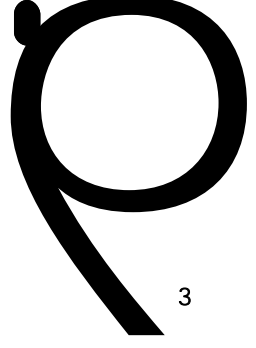
5G

1

2020 1-6	2020	2020	2020
5,784.27	17.66%	5,657.01	1.98%
	2020	11,269.10	25.82%
2020	2,569.02	24.02%	BDU
"		3,274.46	21.59%

2

2020 1-6	22,183.47	1.08%
9,278.88	0.49%	9,312.02
		24.74%



3

28,660

4

2020

2020
2019
2020
2019 3
2019

2020

2020 6


2019

2020

1-6

2, 3---

1



2020

	18,644,084.78	24,231,369.91	-23.06%	
	29,047,197.25	30,127,767.61	-3.59%	
	-9,068,355.84	-6,571,923.99	37.99%	425 188
	7,052,633.82	11,132,205.54	-36.65%	
	23,808,483.59	24,456,868.16	-2.65%	
	49,174,634.80	175,329,796.57	-71.95%	2020 1-2 4,917.46 12,615.52 8,300
	-44,455,130.63	-74,393,208.86	-40.24%	2,993.81 40.24%
	-35,342,065.48	-55,332,252.26	-36.13%	1,999.02 36.13%

2020


	-27,502,028.75	46,886,697.45	-158.66%	
--	----------------	---------------	----------	--

	459,707,655.44	100%	505,294,766.92	100%	-9.02%
	221,834,728.81	48.26%	224,251,087.83	44.38%	-1.08%
	92,768,784.06	20.18%	93,224,224.38	18.45%	-0.49%
	93,120,245.84	20.26%	123,724,298.49	24.49%	-24.74%
	32,744,594.77	7.12%	41,762,276.76	8.26%	-21.59%
	19,239,301.96	4.19%	22,332,879.46	4.42%	-13.85%
	173,247,653.27	37.69%	205,448,729.52	40.66%	-15.67%
	85,584,222.36	18.62%	109,625,910.21	21.70%	-21.93%
	112,690,990.70	24.51%	89,565,187.21	17.73%	25.82%
	25,690,237.20	5.59%	20,714,663.07	4.10%	24.02%
	32,744,594.77	7.12%	41,762,276.76	8.26%	-21.59%
	29,749,957.14	6.47%	38,178,000.15	7.56%	-22.08%
	261,047,959.56	56.79%	313,002,691.46	61.94%	-16.60%
	198,659,695.88	43.21%	192,292,075.46	38.06%	3.30%

10%

	221,834,728.81	150,702,181.89	32.07%	-1.08%	2.86%	-2.60%
	92,768,784.06	67,056,955.92	27.72%	-0.49%	-2.20%	1.26%
	93,120,245.84	67,660,938.88	27.34%	-24.74%	-26.99%	2.24%

2020







	32,744,594.77	23,563,692.53	28.04%
---	---------------	---------------	--------

2020




2020



2020

		2,121. 9	2020 03 19	2020 06 30	2,121. 9	2,121. 9			7.99
		2,134. 5	2020 03 23	2020 07 31	2,134. 5		2,134. 5	2.26%	14.45
		353.4 6	2020 03 19	2020 06 24	353.46	353.46			-0.13
		353.6 9	2020 03 19	2020 06 24	52.2	353.69			


,694.
59 6.02% 34.11



2020

					39,739.65
					3,050.53
					15,173.14
					7,000
					20,760.1
					52.24%
（ ）					
		2018	1399		
				A	4,600
					9.94
45,724.00			3,396.23		42,327.77
2018	9	18			

2020



10%

			195	72,199,450 .49	61,648,531 .17	17,788,221 .27	2,958,027. 13	2,198,285. 90
			2,800	31,729,344 .89	31,503,009 .99	2,130,026. 76	1,513,859. 15	1,412,473. 23
			798.71127 3	22,285,433 .02	18,089,953 .58	12,242,472 .97	596,260.36	592,408.62
			9210.2621	145,056,33 5.78	107,545,32 6.08	86,969,416 .27	9,867,338. 17	8,931,692. 72

2020

CPT SINGAPOR E CO.,PTE.LTD.	/	10,000	79,229,494 .99	-1,285,899. 35	100,451,84 0.28	864,464.70	864,464.70
	/ OA	10,000	174,750,06 1.96	141,703,05 0.90	63,995,814 .11	-152,333.3 9	-152,333.3 9
		1					
		100,000	37,319,586 .51	30,487,708 .38	19,640,018 .38	2,138,212. 94	2,138,212. 94
		1,425,000					
		2000	143,183,70 3.27				
		100%					

935.9.

2020



2020

2



2020		67.15%	2020 01 16	2020 01 17	2020 2020-004
2019		68.62%	2020 04 17	2020 04 20	2019 2020-040

010 0



				2		
			3			
			6			
			20			
			6			
			6	4		
			[2017]9			
				5		

			6		
			1		
			2		
			3	2018 09 26	2021 9 25
		1			


			6		
			7		
		1			
			2		
			3	2018 09 26	2021 9 25
			6 20		
			6		
			4	6	

			[2017]9			
			5			
			6			
		1				
				2018 09 26	2021 9 25	
			2			

2020




			2			
			3			
			4			
			[2017]9			
			5			



			1			
			2			
			3	1		
					2018 09 26	2021 9 25
			4			

			6			
			6	5		
			[2017]9			
				6		
			6			
			7			



1

/

2

3

6

20

6

6

4

2020


2%

6

5%

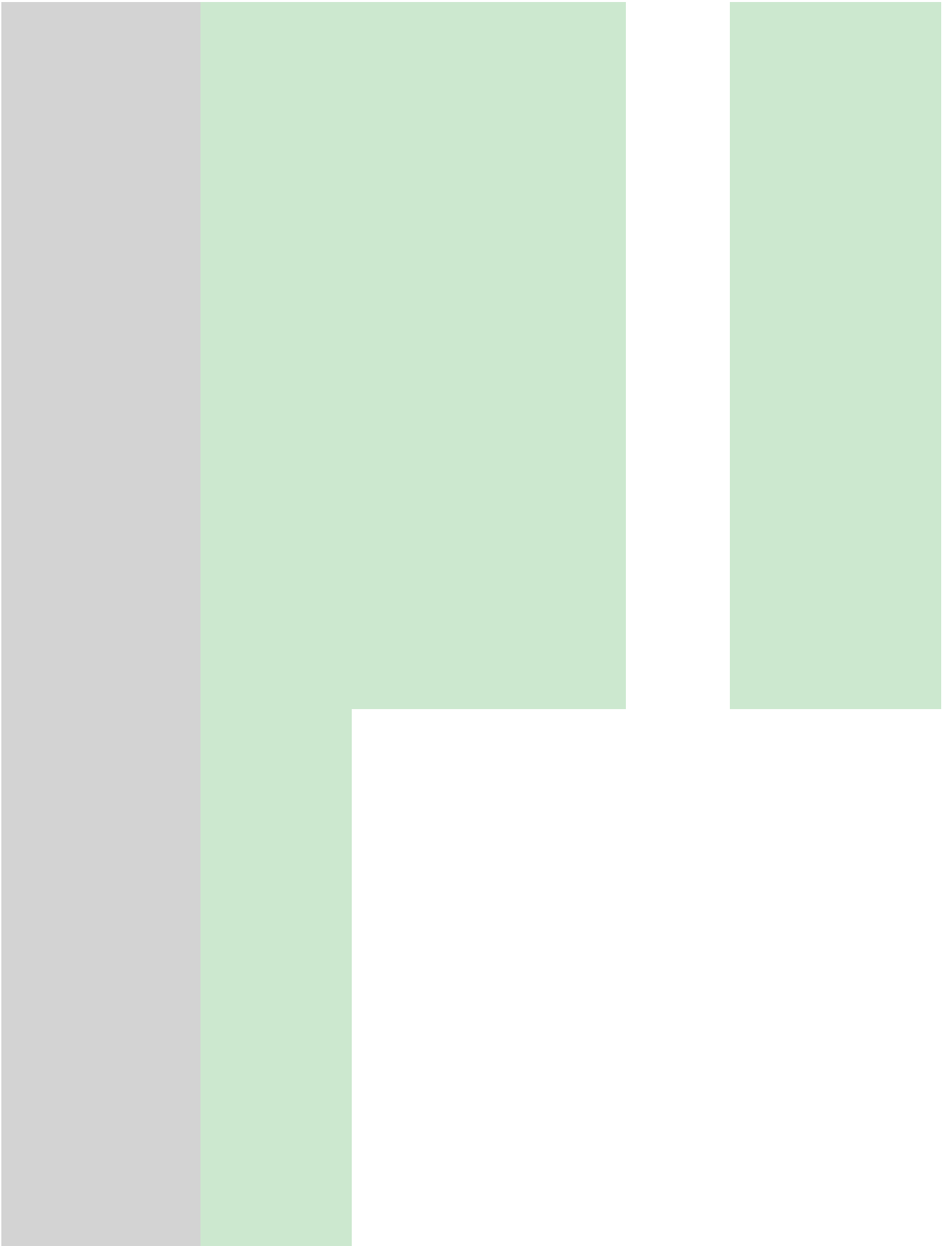
5%

ED



2020

			20			
			20		2018 09 26	2021 9 25



			/			
			6			
			/			
				2020 02 05	2021 2 5	
			2015			

2020

"

"

"

"

						4.24	4.98%	40				2020 03 27	2019 2020 2020-030
						20.03	23.55 %	50				2020 03 27	2019 2020 2020-030
						60.7	71.35 %	1,000				2020 03 27	2019 2020 2020-030
						0.1	0.12%	1,500				2020 03 27	2019 2020

2020

													2020-030
				--	--	85.07	--	2,590	--	--	--	--	--

2020 6 30 ,

1			2015.06.01-2025.05.31	2018 41.04 / 2019 60.48 /	2,160.00
2			2019.06.01-2021.06.30	249,245.78 /	25,061.86
3			2019.06.01-2021.06.30	3,504 /	1,752.00
4			2019.04.01-2021.06.30	4,800 /	600.00
5			2019.1.1-2019.12.31	527,958 /	1,671.60
			2020.1.1-2020.12.31	803,682 /	2,178.00
6	LI KEE(1976)PTE LTD	CPTS	2019.2.1-2021.1.31	3,531 /	
7			2019.2.1-2020.1.31	23,250 /	1,450
8			2020. 2. 1- 2021. 1. 31	23,250 /	1,450
9			2019.4.15-2022.4.14	2019 4 15 2020 4 14 68,783.64 2020 4 15 2022 4 14 75,036.7	513.95
10			2019.10.01-2022.09.30	4,400 /	132.84

1

2160

2

60

2020

2, 178

3

4 CPTS

5

10%

10%

	2020 03 27	3,000	2020 04 17	0				
B1		3,000		B2		0		
B3		3,000		B4		3,000		
A1+B1+C1		3,000		A2+B2+C2		0		
A3+B3+C3		3,000		A4+B4+C4		3,000		
A4+B4+C4				3.17%				

2020

D	0
E 70%	0
F 50%	0
D+E+F	0

0

00020000

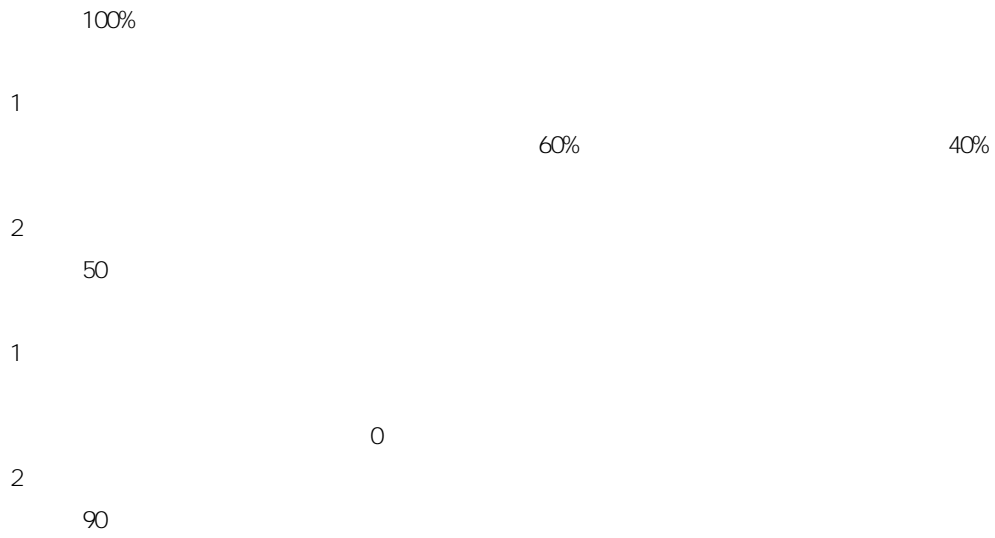
2020



2020

					1.77mg/m3	2	29800m3 /h		
						45mg/m3 100mg/m3			
						GB(16297-199 6)			
		25	1			2	20764m3 /h		

92



2020

		/
	---	---
	---	---
1.	---	---
2.	---	---
3.	---	---
4.	---	---
5.	---	---
6.	---	---
7.	---	---
8.	---	---
9.	---	---
	---	---

7,000
9,210.2621

2,210.2621
www.cninfo.com.cn
2020-028



	0		765,020	765,020	6 25%	2021.2.6
	0		60,000	60,000	6 25%	2021.2.6
	22,080,000	0		22,080,000		2021.9.26
	72,259,670	0		72,259,670		2021.9.26
	40,848,000	0		40,848,000		2021.9.26
	6,935,990	0		6,935,990		2021.9.26
	7,372,512	0		7,372,512	1 25%	2019.9.26

2020

	27,525,149	0		27,525,149		2021.9.26
	13,488,893	0		13,488,893		2021.9.26
	7,960,282	0		7,960,282		2021.9.26
	198,470,496	0	825,020	199,295,516	--	--

			22,371					0
				8				
		5%		10				
		24.54%	72,259,670		72,259,670			42,500,000
		13.88%	40,848,000		40,848,000			
		9.35%	27,525,149		27,525,149			
		7.50%	22,080,000		22,080,000			15,920,000

2020

4.58%	13,488, 893	13,488, 893	
3.34%	9,830,0 16	7,372,5 12	2,457,504
2.70%	7,960,2 82	7,960,2 82	
2.36%	6,935,9 90	6,935,9 90	
1.86%	5,467,0 00		5,467,000
1.82%	5,362,5 20		5,362,520

10

3

2020

		1,799,598		1,799,598
		755,800		755,800
		730,331		730,331
		724,300		724,300
		402,420		402,420
#		348,200		348,200
10	10			
	10			
	10			
10				
4	1			

10

10

	76,634,8	1,020,02	77,654,8
	32	7	59
	14,216,8	80,000	14,296,8
	36		36
	11,460,4		11,460,4
	71		71
	1,177,34		1,177,34
	4		4
	790,502		790,502
	0		0
	0		0
	0		

2020

			1,194,163			1,194,163			
			243,878			243,878			
			824,141			824,141			
			521,395			521,395			
			1,103,999			1,103,999			
			630,720			630,720			
			504,576			504,576			
			395,251			395,251			
	--	--	110,488,610	1,100,027	0	111,588,637	0	0	0

			2020 01 16	
			2020 01 16	
			2020 01 16	
			2020 01 16	
			2020 01 16	
			2020 01 16	
			2020 01 16	
			2020 01 16	

			16	
SEAH KIAN WEE			2020 01 16	
			2020 01 16	
			2020 01 16	
			2020 01 16	
			2020 01 16	
			2020 01 16	
			2020 01 11	
			2020 01 11	
			2020 01 11	
			2020 01 11	
			2020 01 11	
			2020 01 11	
			2020 01 11	
			2020 01 11	

2020

	4,141,315.75	1,846,727.74
	810,411,873.25	829,145,013.88
	500,000.00	500,000.00
	177,472,940.04	182,604,552.26
	64,436,169.48	57,563,236.50
	47,379,079.42	47,269,106.67
	18,313,345.51	18,250,362.18
	1,833,704.19	1,619,618.54
	19,732,912.75	12,276,652.41
	329,668,151.39	320,083,528.56
	1,140,080,024.64	1,149,228,542.44
	8,451,0112.18	

2020

145,879,272.57

160,895,800.21

347,617.55

120,845.66

2020

A

294,400,000.00

294,400,000.00

330,074,160.10

330,074,160.10

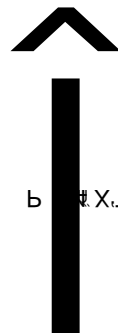
1,699,522.95

33,354,019.16

'00

0 'e

2020



0" 90#(E d.0 , \ ' ' 8 H E •• " b # X . I D • 9

2020

	214,390.56	1,648,412.40
	503,782,604.73	502,197,455.49
	385,044,199.05	366,533,699.05
	83,990,216.79	84,802,292.40
	4,241,543.44	4,558,207.43
	21,152.00	

2020

5.		
	3,195,503.01	69,803.90
1.		
2.		
3.		
4.		
5.		
6.	3,195,503.01	69,803.90
7.		
	61,038,155.73	70,320,269.22
	61,038,155.73	70,320,269.22
	0.20	0.24
	0.20	0.24
	0.00	0.00

2020

2020

	12,347,396.58	13,762,347.40
	-7,486,150.86	-6,734,108.57
		60,900.00
	4,592,983.80	7,010,728.17
	373,652.18	13,577,194.05
" "	737,472.51	-252,694.93
" -"		
" "		
" "	-227,817.36	-261,300.00
" -"	-70,426.30	-347,084.16
" -"	-1,306,239.05	-808,650.65
" -"	37,493.10	6,034.48
" "	44,835,686.06	61,664,579.64
	39,310.44	1,611,475.55
	212,076.74	49,769.15
" "	44,662,919.76	63,226,286.04
	5,193,348.31	8,063,478.28
" "	39,469,571.45	55,162,807.76
" "	39,469,571.45	55,162,807.76
" "		

	12,944,515.31	17,613,527.87
	775,125,791.70	674,364,575.66
	1,245,994,505.01	1,232,523,888.05
	247,151,953.61	290,030,436.09
	143,070,434.32	153,757,285.44
	18,367,883.14	23,827,115.70
	788,229,599.14	589,579,254.25
	1,196,819,870.21	1,057,194,091.48
	49,174,634.80	175,329,796.57
	179,300,000.00	71,200,000.00
	923,832.96	118,405.07

2020

	307,240.00	538,409.86
	1,691,565.74	
	182,222,638.70	71,856,814.93
	41,387,092.83	68,346,823.79
	181,300,000.00	77,200,000.00
	3,990,676.50	703,200.00
	226,677,769.33	146,250,023.79
	-44,455,130.63	-74,393,208.86
	35,328,000.00	55,200,000.00
	14,065.48	132,252.26
	35,342,065.48	55,332,252.26
	-35,342,065.48	-55,332,252.26
	3,120,532.56	1,282,362.00
	-27,502,028.75	46,886,697.45

2020




2020

	130,800.00	1,203,200.00
	188,856,477.47	195,014,776.39
	-15,286,856.61	-122,546,567.09
		10,000,000.00
		10,000,000.00
	35,328,000.00	55,248,212.50
	14,065.48	132,252.26
	35,342,065.48	55,380,464.76
	-35,342,065.48	-45,380,464.76
	1,221,469.20	-134,481.63
	7,433,818.90	-2,152,340.92
	91,292,248.08	41,041,357.15
	98,726,066.98	38,889,016.23

	2020
--	------

2020



,40	074,	9,52	54,0	319,	847,	847,
0,0	160.	2.95	19.1	875.	578.	578.
00.	10		6	93	14	14
00						


2020

1
2
3
4

000.	000.	000.
00	00	00
-35,	-35,	-35,
328,	328,	328,
000.	000.	000.
00	00	00

	00													
--	----	--	--	--	--	--	--	--	--	--	--	--	--	--

	2019														
	184,000,000.00				440,474,160.10		-716,989.66		20,624,148.65		190,978,667.45		835,359,986.54		835,359,986.54
	184,000,000.00				440,474,160.10		-716,989.66		20,624,148.65		190,978,667.45		835,359,986.54		835,359,986.54
" "	110,400,000.00				-110,400,000.00		69,803.90				15,050,465.32		15,120,269.22		15,120,269.22
							69,803.90				70,250,465.32		70,320,269.22		70,320,269.22




2020

5															
6															
1															
2															
	294				330,		-647		20,6		206,		850,		850,4
	,40				074,		,185.		24,1		029,		480,		80,25
	0,0				160.		76		48.6		132.		255.		5.76
	00.				10				5		77		76		
	00														



			39,4	
			69,5	39,469,5
			71.4	71.45
			5	
1				
2				
3				
4				
			-35,3	
			28,0	-35,328,
			00.0	000.00
			0	
1				
2			-35,3	
			28,0	-35,328,
			00.0	000.00
			0	
3				
1				
2				
3				
4				



5
6
1
2

6												
1												
2												
	294,400,000.00				353,595,972.90				20,624,148.65	66,352,994.57		734,973,116.12

2001 12 27

91330200734241532X

294,400,000 2020 6 30 294,400,000 1 ,

A 199,295,516 A 95,104,484 0.

0.00% ~ 0.00%



2020

“ ”

15 -

12

“ 5.12 ” “ 5.15 ”

“ ”

1 1 12 31

2020 1 1 2020 6 30

12

CPTS

1.

2

33 ---

1.

2

" "

1.

(3) (1) (2)
(1) (1) (2)
(1) (3) (1) (2) (2)
(1) (4)
2
(1)

(2)
1)

2)

3)

4)

)

(3)
1)

2)

23 ——

3)

1) 2)

1)

4)

(4)
1)

23 ——

2)

3)

(1)
(2)

(1)

(2)

(1)

(2)

4.

(1)

(2)

(3)

5.

(1)

12

(2)

--		
--		
--		12

(3)

2) ---

	(%)
3	0.5
3-6	5
6-12	30
12-24	80
24	100

6.

(1)

(2)

1.

2.

3.

4.

5.

(1)

(2)

1.

2.

3.

1.

2

1

“

”

3

1



(1)



o

2020

" " " " " "

(2)

1)

2) " " " " " "

(3)

7 -- 12 --

3.

4.

(1)

22 --

(2)

- 1.
- 2

		5 10 20	10	4.5 9 18
		3-10	5 10	9-31.67
		5-10	5 10	9-19
		3-10	5 10	9-31.67
		3-10	5 10	9-31.67

- 1.
- 2

1.

2

(1)

1)

2)

3)

(2)

3

(3)
3.

1.
2

	()
	47 50
	3-5

(1) (2)
(3) (4)
(5)

1 1

(1)

(2)

1)

2)

3)

(1)

(2)

1.

(2)

(1)
(3)

(1)

(2)

(3)

(4)

(5)

(6)

2

(1)

(2)

(3)

(4)

3

(1)

(2)

1)

2)

(3)

(4)

1)

2)

1.

(1)

(2)

2.

3.


4.

1.

2.

3.

2020



2020

(2019 2)

2020 100 300 50% 25% 20%

2019 12 6 3 2019

2021 15%

2019 12 2 3 , 2019

2021 15%

(32 2013 Q1 3) 13 3

20%

	9,735.25	6,106.17
	423,268,060.27	450,773,718.10
	2,637,255.46	2,759,896.22
	425,915,050.98	453,539,720.49
	82,370,901.89	112,989,924.45

2019 1-6 2020 1 1 2020 6 30 2020 1-6

2020

	32,846,832.64	31,025,900.00

--	--	--

--	--	--

2020

--	--

--	--	--

--	--

--	--

--	--	--	--	--	--

2020

	1,502,207.54	0.57%	1,502,207.54	100.00%	0.00	1,502,207.54	0.57%	1,502,207.54	100.00%	
	262,306,835.58	99.43%	4,234,134.80	1.61%	258,078	263,110,573.43	99.43%	3,480,989.82	1.32%	259,629,583.61
	263,809,043.12	100.00%	5,736,342.34	2.17%	258,078	264,612,780.97	100.00%	4,983,197.36	1.88%	259,629,583.61

1,502,207.54

	1,502,207.54	1,502,207.54	100.00%
	1,502,207.54	1,502,207.54	--

4,234,134.80

3	217,238,176.37	1,086,190.88	0.50%
3-6	41,812,235.89	2,090,611.79	5.00%
6-12	3,114,790.62	934,437.19	30.00%
12-24	93,688.78	74,951.02	80.00%
24	47,943.92	47,943.92	100.00%
	262,306,835.58	4,234,134.80	--

1	1	262,165,202.88
3		217,238,176.37
3-6		41,812,235.89
6-12		3,114,790.62
1	2	93,688.78
2	3	1,550,151.46
		263,809,043.12

	1,502,207.54				1,502,207.54
	3,480,989.82	1,065,006.74	354,567.98	42,706.22	4,234,134.80
	4,983,197.36	1,065,006.74	354,567.98	42,706.22	5,736,340

	69,300,993.93	26.27%	1,899,904.30
	49,317,287.51	18.69%	455,593.44
	12,669,447.80	4.80%	64,360.31
	11,360,196.14	4.31%	214,900.89
	11,335,063.90	4.30%	180,259.37
	153,982,989.28	58.37%	

	11,137,295.57	7,560,843.26
	11,137,295.57	7,560,843.26

--	--	--

2020

()		
-----	--	--

()				
-----	--	--	--	--

	3,885,600.00	4,217,700.00
	1,667,508.42	2,028,136.58
	3,541,575.95	1,011,722.90
	180,213.00	138,444.73
	9,274,897.37	7,396,004.21

	12	()	()	
2020 1 1	20,998.57	10,275.38		31,273.95

2020


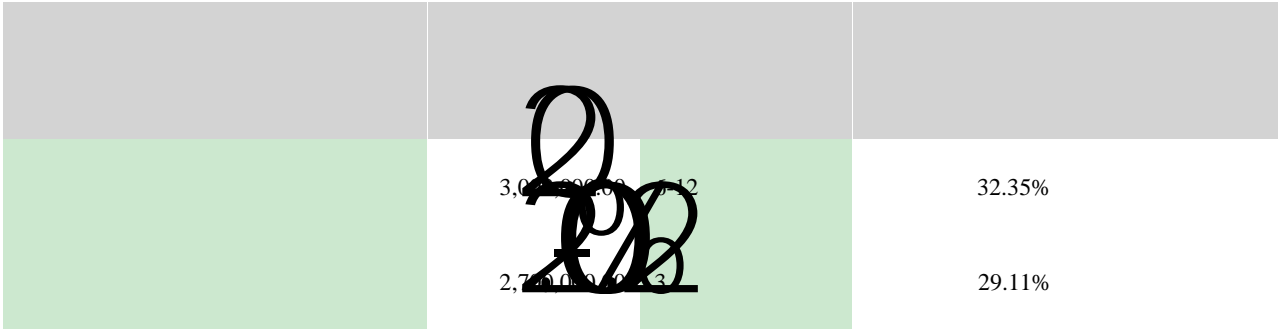
2020 1 1	---	---	---	---
	1,897.71			1,897.71
	326.50			326.50
	-117.28			-117.28
2020 6 30	22,452.50	10,275.38		32,727.88

1 1				9,140,796.73
3				4,631,268.61
3-6				160,925.75
6-12				4,348,602.37
1 2				103,100.64
2 3				31,000.00
				9,274,897.37

--	--	--

--	--

--	--	--	--	--	--



2020

	13,402,298.47	1,184,428.87	12,217,869.60	15,094,789.07	568,730.65	14,526,058.42
	21,218,046.40	631,512.86	20,586,533.54	22,628,947.33	662,736.86	21,966,210.47
	24,039,438.38	1,565,088.52	22,474,349.86	18,165,789.24	893,383.40	17,272,405.84
	7,323,364.26	115,744.10	7,207,620.16	9,650,129.74	120,553.69	9,529,576.05
	2,435,904.03	51,436.01	2,384,468.02	3,460,301.76	50,144.75	3,410,157.01
	638,102.22		638,102.22	304,780.08		304,780.08
	69,057,153.76	3,548,210.36	65,508,943.40	69,304,737.22	2,295,549.35	67,009,187.87

	568,730.65	1,013,203.21	397,504.99	1,184,428.87
	662,736.86	418,969.43	450,193.43	631,512.86
	893,383.40	1,397,398.84	725,693.72	1,565,088.52
	120,553.69	79,068.17	83,877.76	115,744.10
	50,144.75	1,765.99	474.73	51,436.01
	2,295,549.35	2,910,405.64	1,657,744.63	3,548,210.36



2020

			/	
--	--	--	---	--


--	--	--	--	--	--	--

--	--	--

/







--	--	--	--	--	--	--	--	--

	12	()	()	
2020 1 1	---	---	---	---

--	--	--	--	--	--	--	--	--




2020

	500,000.00		500,000.00	500,000.00		500,000.00	
	500,000.00		500,000.00	500,000.00		500,000.00	--


	12	()	()	
2020 1 1	---	---	---	---

	()								()	

202



130





1						
3.						
1						
4.		18,542.50	7,398,772.92			7,417,315.42
1.	34,647,257.44	28,300,395.84	105,800,008.52	3,586,466.50	5,132,426.38	177,466,554.68
2.	36,531,568.37	30,215,264.79	106,387,079.47	3,770,491.62	5,700,148.01	182,604,552.26

--	--	--	--	--	--

--	--	--	--	--

--	--

--	--	--

--	--	--

2020

	6,385.36	
	6,385.36	

	64,436,169.48	57,563,236.50
	64,436,169.48	57,563,236.50


--	--

2020

	55,416.20		55,416.20
3.	762,302.00		762,302.00
1	762,302.00		762,302.00
4.	48,112,796.43	16,569,716.24	64,682,512.67
1.	4,198,672.43	11,721,072.23	15,919,744.66
2.	504,236.42	772,533.94	1,276,770.36
1	502,664.28	772,533.94	1,276,770.36
2	1,572.14		1,572.14
3.			
1			
4.	4,702,908.85	12,493,606.17	17,196,515.02
1.		106,918.23	106,918.23
2.			
1			
3.			
1			
4.		106,918.23	106,918.23
1.	43,409,887.58		



2020



--	--	--	--	--	--	--	--	--

--	--

2020

099

-

02

		52,024.90		78,885.00
--	--	-----------	--	-----------

.

			7 210
		9,216,605	

2020

--	--	--	--	--

--	--	--

…}

	8,451,019.29	7,820,346.39
	8,451,019.29	7,820,346.39

0.00

	133,754,551.11	137,293,945.63
	4,366,964.88	15,613,560.40
	7,757,756.58	7,988,294.18
m' S		

2020

--	--	--

1

		347,617.55
		347,617.55

--	--	--

1

	120,845.66	
	120,845.66	

--	--	--

	51,553,177.36	117,224,905.97	139,916,474.94	28,861,608.39
-	796,415.54	2,801,040.29	2,917,175.49	680,280.34

2020

	88,425.42	234,108.82	234,108.82	88,425.42
	52,438,018.32	120,260,055.08	143,067,759.25	29,630,314.15

1	49,543,740.42	106,634,488.61	128,924,678.19	27,253,550.84
2		3,827,640.26	3,820,001.62	7,638.64
3	625,417.61	2,241,446.26	2,410,012.94	456,850.93
	522,724.82	1,974,659.30	2,068,926.36	428,457.76
	95,287.91	120,190.62	188,229.90	27,248.63
	7,404.88	146,596.34	152,856.68	1,144.54
4	138,854.58	2,911,082.24	2,945,843.81	104,093.01
5	1,245,164.75	1,610,248.60	1,815,938.38	1,039,474.97
	51,553,177.36	117,224,905.97	139,916,474.94	28,861,608.39

1	767,447.93	2,701,305.53	2,811,830.38	656,923.08
2	28,967.61	99,734.76	105,345.11	23,357.26
	796,415.54	2,801,040.29	2,917,175.49	680,280.34

		1,101,836.38	691,896.74
		3,142,903.80	856,985.90
		215,793.76	218,468.83

2020

	241,904.10	286,854.47
	374,808.55	534,491.45
	137,387.61	206,982.18
	133,840.66	163,895.40
	89,227.11	109,263.61
	27,748.00	30,503.89
	134,179.68	
	5,599,629.65	3,099,342.47

		21,110.39
	3,789,184.55	3,679,843.97
	3,789,184.55	3,700,954.36

--	--	--

--	--	--

		21,110.39
		21,110.39

1

	2,605,247.71	2,708,070.64
	212,897.02	167,480.00
	971,039.82	804,293.33
	3,789,184.55	3,679,843.97

--	--	--

1

--	--	--

--	--	--

--	--	--

--	--	--	--	--	--	--	--	--	--	--	--

--	--	--

--	--	--

	--	--	--								

--	--	--

--	--	--

--	--	--	--	--	--

--	--	--

--

--	--	--	--

--	--	--	--	--	--

									/
--	--	--	--	--	--	--	--	--	---

--	--	--

		+ -					
	294,400,000. 00						294,400,000. 00

2018	2018		2018	12	31
184,000,000	10	3.00			
55,200,000.00	10	6	110,400,000.00		
294,400,000.00	110,400,000.00	2019		10	
1.2	35,328,000.00				

2020

	.95	3.01						
	1,699,522	3,195,50				3,195,50		4,895,
	.95	3.01				3.01		025.96

--	--	--	--	--

	33,354,019.16			33,354,019.16
	33,354,019.16			33,354,019.16

	261,319,875.93	190,978,667.45
	261,319,875.93	190,978,667.45
	57,842,652.72	70,250,465.32
	35,328,000.00	55,200,000.00
	283,834,528.65	206,029,132.77

- 1)
- 2)
- 3)
- 4)
- 5)

--	--	--

2020

	447,375,192.68	314,672,975.28	490,255,645.46	345,181,559.11
	12,332,462.76	11,995,723.76	15,039,121.46	14,605,318.14
	459,707,655.44	326,668,699.04	505,294,766.92	359,786,877.25

	1	2		

0.00 0.00

	1,374,818.84	1,870,573.00
	771,835.86	1,012,635.29
	492,322.95	401,804.50
	161,811.83	167,101.52
	148,514.48	153,290.56
	514,557.17	675,090.16
	366.96	457.94
	3,464,228.09	4,280,952.97

	6,779,425.77	7,740,060.55
	4,197,159.56	5,343,381.42
	3,048,800.27	4,600,285.44
	2,345,166.79	2,792,839.79
	497,771.12	1,240,643.23
	226,546.85	835,249.40
	402,541.63	355,118.58
	637,265.16	393,246.14
	509,407.63	930,545.36
	18,644,084.78	24,231,369.91

	20,274,963.76	20,078,875.74
	2,784,932.03	2,113,574.72
	1,665,040.94	1,700,033.45
	1,351,153.40	592,766.42
	428,357.07	979,827.47
	593,267.27	327,026.08
	208,384.44	365,299.17
	381,700.12	742,592.34
	1,359,398.22	3,227,772.22
	29,047,197.25	30,127,767.61

	18,037,270.13	18,481,732.65

2020

	4,593,371.25	4,834,575.40
	1,057,298.44	911,637.96
	120,543.77	228,922.15
	23,808,483.59	24,456,868.16

	-5,026,580.44	-6,905,068.23
	-4,274,132.8	

	-179,067.36	-261,300.00
	-179,067.36	-261,300.00
	-179,067.36	-261,300.00

	-712,009.97	-51,616.49
	-712,009.97	-51,616.49

	-2,910,405.64	-2,212,162.37
	-2,910,405.64	-2,212,162.37

	52,650.75	52,761.19

--	--	--	--

2020

		1,500,000.00	
	38,570.40	111,473.70	38,570.40
	1,901.15	40,107.00	1,901.15
	21,110.39		21,110.39
	8,317.92	6,743.40	8,317.92
	69,899.86	1,658,324.10	69,899.86

									/
--	--	--	--	--	--	--	--	--	---

[]

()3

	40,703.48	123,502.11	40,703.48
	18,909.01	1,152.56	18,909.01
	200,000.00		200,000.00
	650.37		650.37
	260,262.86	124,654.67	260,262.86

	7,293,579.57	10,895,416.04
	-240,945.75	236,789.50
	7,052,633.82	11,132,205.54

	64,895,286.54
/	9,734,292.98
	126,862.48
	-126,136.72
	73,918.23
	-363,496.20
	406,264.81
	-2,551,435.08
	-247,636.68
	7,052,633.82

()24

	767,000,000.00	649,000,000.00
	1,538,326.68	2,821,483.36
	5,026,580.44	6,905,068.23
	781,093.05	15,091,159.02
	262,015.00	
	517,776.53	546,865.05
	775,125,791.70	674,364,575.66

2020

	14,065.48	132,252.26
	14,065.48	132,252.26

1	--	--
	57,842,652.72	70,250,465.32
	3,622,415.61	2,263,778.86
	15,163,339.73	13,586,087.70
	1,275,198.22	886,941.21
	6,291,837.42	6,124,315.94
" "	-52,650.75	-52,761.19
" "	38,802.33	83,395.11
" "	179,067.36	261,300.00
" "	-4,260,066.60	-22,456.27
" "	-783,098.62	252,694.93
" "	-214,085.65	236,789.50
" "	-26,860.10	
" "	-1,410,161.17	4,521,372.17
" "	-7,030,851.61	112,043,167.79
" "	-21,460,904.09	-35,105,294.50

2020

	49,174,634.80	175,329,796.57
2	--	--
3	--	--
	233,277,795.52	159,604,209.46
	260,779,824.27	112,717,512.01
	-27,502,028.75	46,886,697.45

	--
	--
	--

	--
	--
	--

	233,277,795.52	260,779,824.27
	9,735.25	6,106.17
	233,268,060.27	260,773,718.10
	233,277,795.52	260,779,824.27

2020 6 30

524,500.56

190,000,000.00 ,


2,112,754.90

" "

	192,637,255.46	
	17,466,833.27	
	6,114,981.28	
	216,219,070.01	--

	--	--	116,748,923.40
	7,806,603.33	7.0795	55,266,848.27
	2,576.93	7.9610	20,514.94
	735,456.26	0.91344	671,795.17
	136,825.00	0.065808	9,004.18
	193,796,721,196.00	0.000305085	59,124,472.69
	325,957.56	5.0813	1,656,288.15
	--	--	122,437,685.76
	17,283,029.96	7.0795	122,355,210.60
	10,359.90	7.9610	82,475.16
	--	--	
	52,371,100.00	0.000305085	15,977.64

2020



7,695.00 5.0813

39,100.60

--	--	--	--	--	--	--	--	--

--	--

2020

2020

				100.00%		
CPTS				100.00%		
					100.00%	

--	--	--	--	--



20%

20%

2020

1)

2)

2.

(

)

3.

2(4)

4.

(1)

(2)

2020

6 30

58.37%(2019 12 31 55.66%)

()

			1	1-3	3
	8,451,019.29	8,451,019.29	8,451,019.29		
	145,879,272.57	145,879,272.57	145,879,272.57		
	3,789,184.55	3,789,184.55	3,789,184.55		
	158,119,476.41	158,119,476.41	158,119,476.41		


()

			1	1-3	3
	7,820,346.39	7,820,346.39	7,820,346.39		
	160,895,800.21	160,895,800.21	160,895,800.21		
	3,700,954.36	3,700,954.36	3,700,954.36		
	172,417,100.96	172,417,100.96	172,417,100.96		

2020

()

m



!



/

/	/	/	/	/	/	/
---	---	---	---	---	---	---

/

/

/	/	/	/	/	/	/
---	---	---	---	---	---	---

/

--	--	--	--

--

2020

2020 6 30

8,451,019.29

--	--	--	--

	3,955,407.76	3,279,744.00

		406,061.74	0.00
		1,130.00	0.00
			21,110.39

[]		3,668,159.50	
		3,668,159.50	

[]

--	--	--	--

--	--	--	--

--	--	--

2020

2020

	175,478,835.73
--	----------------

--	--	--

--	--

--	--	--	--	--	--

	80,511,854.59	45.88%	
	38,652,239.24	22.03%	193,261.20
[1]	11,335,063.90	6.46%	180,259.37
	8,111,811.95	4.62%	
[2]	4,457,952.39	2.54%	26,851.32
	143,068,922.07	814. %	

E

2020

[1] Compal Broadband Networks, Inc. Compal Display Electronics (Kunshan) Co., Ltd.

[2] Bosch Automotive Electronics India Bosch Car Multimedia Portugal

2020

()				
-----	--	--	--	--

	1,667,508.42	1,960,345.30
	885,600.00	1,217,700.00
	145,000.00	22,000.00
	2,698,108.42	3,200,045.30

	12	()	()	
2020 1 1		1,100.00		1,100.00
2020 1 1	---	---	---	---
2020 6 30		1,100.00		1,100.00

1 1	2,681,108.42
3	1,667,508.42
3-6	123,000.00
6-12	890,600.00

2020

2 3	17,000.00
	2,698,108.42

--	--	--	--	--

	394,346,119.44	9,301,920.39	385,044,199.05	375,835,619.44	9,301,920.39	366,533,699.05
	394,346,119.44	9,301,920.39	385,044,199.05	375,835,619.44	9,301,920.39	366,533,699.05

	()					()	
	24,779,423.0 7					24,779,423.0 7	
	26,181,090.1 4					26,181,090.1 4	
	26,459,084.9 9	15,000,000.0 0				41,459,084.9 9	
	79,480,665.5 2					79,480,665.5 2	
	7,444,112.89					7,444,112.89	
	177,068,197. 70					177,068,197. 70	
	8,548.98					8,548.98	
CPTS	25,112,575.7 6	3,510,500.00				28,623,075.7 6	9,301,920.39

2020

	366,533,699. 05	18,510,500.0 0				385,044,199. 05	9,301,920.39
--	--------------------	-------------------	--	--	--	--------------------	--------------

	()									()	

	264,652,432.38	188,209,343.56	280,931,548.45	196,102,827.08
	8,625,667.78	8,727,345.38	9,480,360.07	9,301,088.20
	273,278,100.16	196,936,688.94	290,411,908.52	205,403,915.28

	1	2		

0.00

020

	165,572.51	118,405.07
	571,900.00	-371,100.00
	737,472.51	-252,694.93

μ

Γ. Γ.

	13,848.42	Γ. Γ.
	982,110.21	
	265,411.12	

3

2020

		/	/
	6.16%	0.20	0.20
	6.02%	0.19	0.19

2020

2020